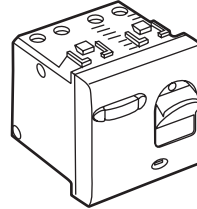


H4301*






H4305*

1. USE




Automatic thermal magnetic is used for local protection of part in a circuit against overloads and short-circuit.
RCBO is used to protect people against direct contact with live parts or leakages to earth.

2. RANGE



AUTOMATIC THERMAL MAGNETIC CIRCUIT BREAKERS

	2 pole automatic thermal magnetic with 1 protected pole indicator of open/closed contacts. Breaking capacity 1500 A - 127/230 Vac.	<input type="checkbox"/> HD4301A6 <input type="checkbox"/> HC4301/6 <input type="checkbox"/> HS4301/6
	Circuit breaker as above - 10 A Breaking capacity 3000 A - 127/230 Vac.	<input type="checkbox"/> HD4301A10 <input type="checkbox"/> HC4301/10 <input type="checkbox"/> HS4301/10
	Circuit breaker as above - 16 A Breaking capacity 3000 A - 127/230 Vac.	<input type="checkbox"/> HD4301A16 <input type="checkbox"/> HC4301/16 <input type="checkbox"/> HS4301/16

RESIDUAL CURRENT THERMAL MAGNETIC AUTOMATIC CIRCUIT BREAKERS

	«Salvavita» double pole RCBO with 1 protected pole $I_{\Delta n}$ - 10 mA - 127/230 Vac. Indicator of open/closed contacts. Test pushbutton. Breaking capacity 1500 mA - 127/230 Vac. 2 modules	<input type="checkbox"/> HD4305A6 <input type="checkbox"/> HC4305/6 <input type="checkbox"/> HS4305/6
	«Salvavita» as above - 10 A Breaking capacity 3000 A - 127/230 Vac.	<input type="checkbox"/> HD4305A10 <input type="checkbox"/> HC4305/10 <input type="checkbox"/> HS4305/10
	«Salvavita» as above - 16 A Breaking capacity 3000 A - 127/230 Vac.	<input type="checkbox"/> HD4305A16 <input type="checkbox"/> HC4305/16 <input type="checkbox"/> HS4305/16

FUSE CARRIER

	Fuse carrier for fuses 5 x 20 and 6.3 x 32 Max. 10 A - 250 Vac.	<input type="checkbox"/> HD4321 <input type="checkbox"/> HC4321 <input type="checkbox"/> HS4321
	Fuse carrier for fuses Max. 16 A - 250 Vac.	<input type="checkbox"/> HD4322 <input type="checkbox"/> HC4322 <input type="checkbox"/> HS4322

2. RANGE (continued)

CURRENT DISCHARGER



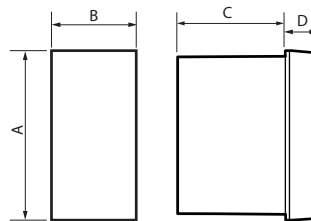
1P overvoltage discharger to be combined with the users mains socket rated discharge voltage $I_n = 1 \text{ kA}$
- max. current $I_{max.} = 2 \text{ kA}$
- max. protection voltage $U_p = 1 \text{ kV}$
- rated voltage $U_n = 110-230 \text{ Vac}$
- max. permanent voltage $U_c = 250 \text{ Vac}$

HD4536
 HC4536
 HS4536

Color code:

White Tech Anthracite

3. OVERALL DIMENSIONS (mm)



References	A	B	C	D
HD/HC/HS4301*	45	22.5	35	13
HD/HC/HS4305*	45	45	35	13
HD/HC/HS4321	45	22.5	21	9.5
HD/HC/HS4322	45	22.5	35	9.5
HD/HC/HS4536	45	22.5	27	9.5

4. CONNECTION

Screw terminals
Stripping length: 9 mm

5. TECHNICAL CHARACTERISTICS

■ 5.1 Protection index

Penetration by solid bodies/liquid: IP 21 D
Impact test: IK 04

■ 5.2 Material characteristics

Polycarbonate
Halogen free.
UV resistant.
Self-extinguishing:
+ 850° C / 30 s for insulating parts holding live parts in place.
+ 650° C / 30 s for other parts made of insulating materials.

■ 5.3 Climatic characteristics

Storage and operating temperatures: - 5° C to + 35° C

6. CLEANING

Surface cleaning with a cloth.
Do not use: acetone, tar remover, trichloroethylene.

Caution: A preliminary test should be carried out if other specific cleaning products are to be used.

7. STANDARDS AND APPROVALS

Compliance with standards of installation and manufacturing.
Refer to e. catalogue.