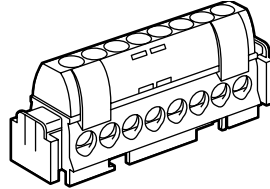
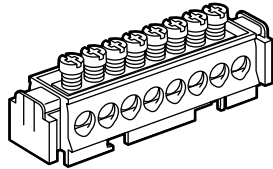
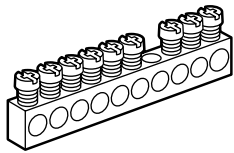


Distribution terminal blocks

Catalogue Number(s) :
048 01/03/05/06/07/12/14/20/22/24/25/26/28
048 30/32/34/35/36/38/40/42/44/45/46/48/50
048 52/54/55/56/58



CONTENTS

	Page
1. Range	1
2. Overall dimensions	1
3. Electrical characteristics	1
4. Conformity	1
5. Mechanical characteristics	1
6. Installation	1-2-3

1. RANGE

- Screw terminal blocks
- Universal terminal blocks on support
- IP 2x terminal blocks, phase, neutral, earth
- Tapping terminal block

2. OVERALL DIMENSIONS

• Screw terminal blocks

	Length in mm
Cat. No. 048 01	45
Cat. No. 048 03	73
Cat. No. 048 05	122
Cat. No. 048 06	157
Cat. No. 048 07	192

• Universal terminal blocks on support

	Length in mm
Cat. No. 048 20	47
Cat. No. 048 22	75
Cat. No. 048 24	113
Cat. No. 048 25	141
Cat. No. 048 26	176
Cat. No. 048 28	276

• IP 20 terminal blocks

	Length in mm
Cat. No. 048 30	47
Cat. No. 048 32	75
Cat. No. 048 34	113
Cat. No. 048 35	141
Cat. No. 048 36	176
Cat. No. 048 38	276

• Taping terminal blocks

	Length in mm
Cat. No. 048 12	54

• 3-phase + N terminal block

	Length in mm
Cat. No. 048 14	227

3. ELECTRICAL CHARACTERISTICS

100 A max.
400 V_~
I_{cc} = 10 kA rms
IPK = 17 peak kA

4. CONFORMITY

Conform to standard IEC 998-2-1

5. MECHANICAL CHARACTERISTICS

5.1 Environmental conditions

Operating temperature : - 5° C to + 40° C
Storage temperature : - 25° C to + 70° C
Mechanical resistance : IK 04

5.2 Materials

Cover	Polycarbonate	Mass density	1.18 à 1,25
		Bending modulus	2.20 GPa
		Glow wire	850° C / 30 s
		Oxygen index	≥ 34
Base	Polycarbonate	Colours	Black RAL 9017 Blue RAL 5012 Green RAL 6024
		Mass density	1.22 à 1.28
		Bending modulus	> 2.20 GPa
		Glow wire	960° C / 30 s
Base Length 276 mm	Polycarbonate	Oxygen index	= 30
		Colours	Grey RAL 7037
		Mass density	1.33 à 1.37
		Bending modulus	> 5.00 GPa
Screw	Zinc-plated bichromated steel	Glow wire	960° C / 30 s
		Oxygen index	= 33
Contact	Brass	Colours	Grey RAL 7016

6. INSTALLATION

6.1 Fixing

Fixing of terminal blocks on supports and IP 20 terminal blocks

Number of connections	On 12 x 2 bar	On Ω rail Euro 022	By screw at end	On distributor support
4	yes	no ⁽¹⁾	no	yes
8	yes	yes	no	yes
13	yes	yes	no	yes
17	yes	no ⁽²⁾	no	yes
22	yes	no ⁽²⁾	no	yes
35	yes	no ⁽²⁾	yes	no ⁽³⁾

⁽¹⁾ too short

⁽²⁾ Length exceeds the height of a Lexic modular device

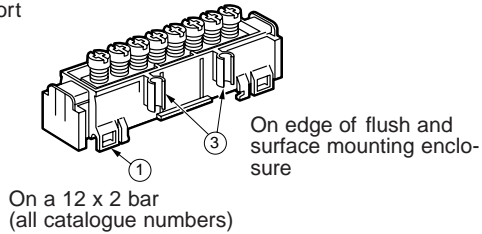
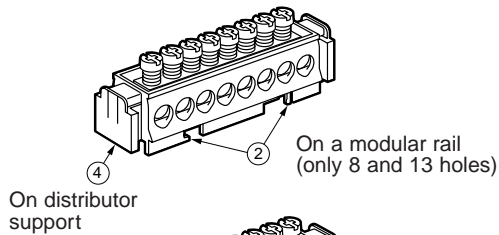
⁽³⁾ Mounting possible but not recommended

Distribution terminal blocks

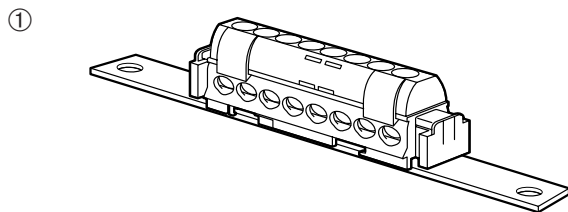
Catalogue Number(s) :
 048 01/03/05/06/07/12/14/20/22/24/25/26/28
 048 30/32/34/35/36/38/40/42/44/45/46/48/50
 048 52/54/55/56/58

6. INSTALLATION (continued)

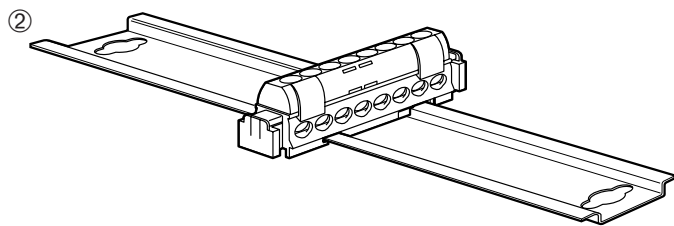
6.1 Fixing (continued)



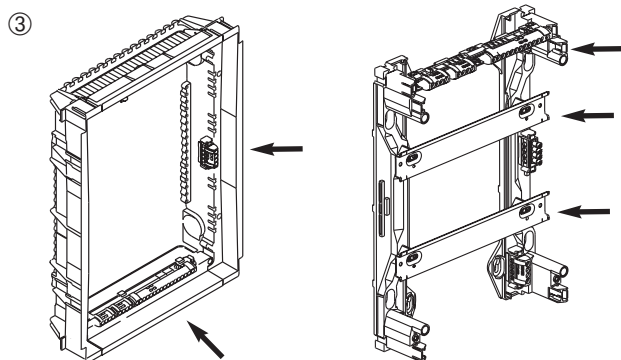
On a 12 x 2 bar for all catalogue numbers (with an isolating support)



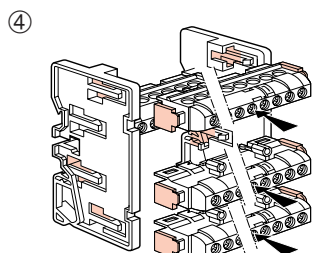
On a EN 50-022 symmetrical rail for Cat. Nos. 048 22/24/32/34/42/44/52/54 or for all catalogue numbers with support, with adapter Cat. No. 048 11



Directly in enclosure (XL boxes and flush-mounting boxes, new models)



On distributor support

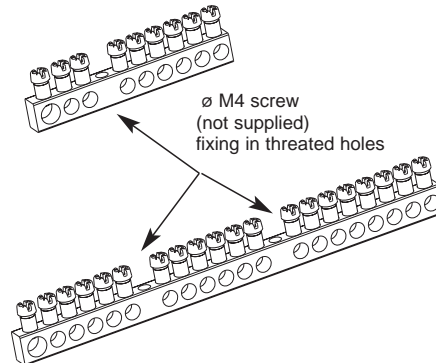


6. INSTALLATION (continued)

6.1 Fixing (continued)

Screw terminal block

No. of connexions	Fixing	Center distance
5	1 x M4 screw	
9	1 x M4 screw	
15	2 x M4 screw	49 mm
20	2 x M4 screw	49 mm
25	2 x M4 screw	49 mm



6.2 Connection

• Screw terminal blocks

Cat. No.	Input large capacity 6 to 25 mm ² (1)	Output capacity 1,5 to 16 mm ² (2)
048 01	1	4
048 03	1	8
048 05	1	14
048 06	1	19
048 07	1	24

• Universal terminal blocks on support

Cat. No.	Input large capacity 6 to 25 mm ² (1)	Output capacity 1,5 to 16 mm ² (2)
048 20	-	4
048 22	-	8
048 24	1	12
048 25	1	16
048 26	1	21
048 28	2	33

• IP 2 terminal blocks

Earth (green)	Neutral (blue)	Phase (black)	Input large capacity 6 to 25 mm ² (1)	Output capacity 1,5 to 16 mm ² (2)
Cat. No. 048 30	048 40	048 50	-	4
Cat. No. 048 32	048 42	048 52	-	8
Cat. No. 048 34	048 44	048 54	1	12
Cat. No. 048 35	048 45	048 55	1	16
Cat. No. 048 36	048 46	048 56	1	21
Cat. No. 048 38	048 48	048 58	2	33

• Tapping terminal blocks

Cat. No.	Input large capacity 6 to 25 mm ² (1)
048 12	4

• 3-phase + N terminal block (3 black + 1 blue)

Cat. No.	Input large capacity 6 to 25 mm ² (1)	Output capacity 1,5 to 16 mm ² (2)
048 14	1 N 3 phases	12 4

(1) without ferrule (2.5 to 16 mm² with ferrule)

(2) without ferrule (0.75 to 10 mm² with ferrule)

Distribution terminal blocks

Catalogue Number(s) :

048 01/03/05/06/07/12/14/20/22/24/25/26/28

048 30/32/34/35/36/38/40/42/44/45/46/48/50

048 52/54/55/56/58

6. INSTALLATION (continued)

6.2 Connection (continued)

• Required tools

Flat head screwdriver \varnothing 5.5 mm

Cross-slot screwdriver Pz 2

Tightening torque : 3 to 5 cm/kg

Torques :

- max.: 35 cm/kg

- recommended : 25 cm/kg

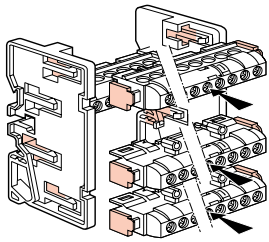
• Marking

Function labelling using Duplix markers at each end of the support and on the cover.

• Accessories

Option of connecting up to 4 terminal blocks of the same size.

To create a distribution block using Cat. No. 048 10 (not recommended with terminal blocks Cat. No. 048 28/38/48/58).



Rail mounting

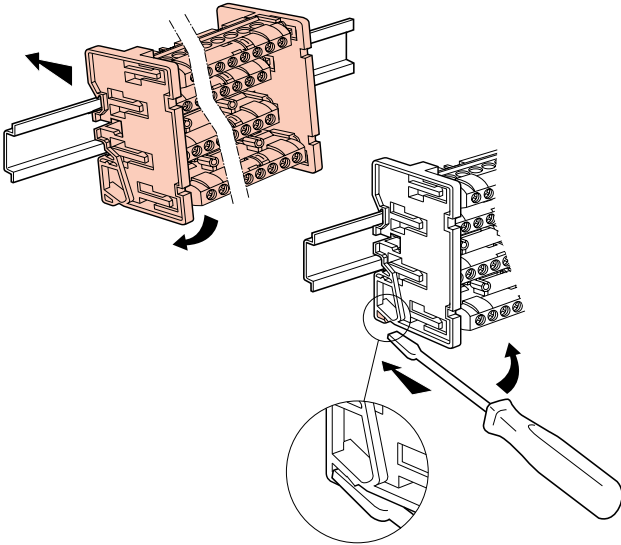
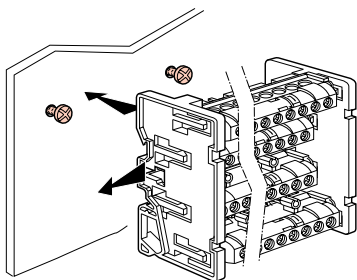




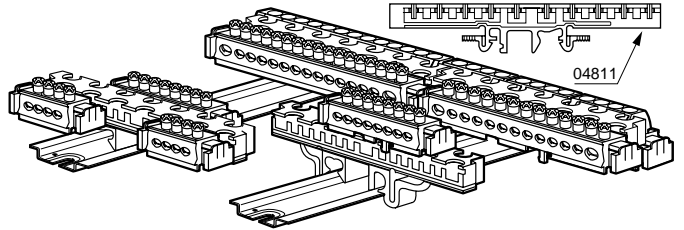
Plate mounting



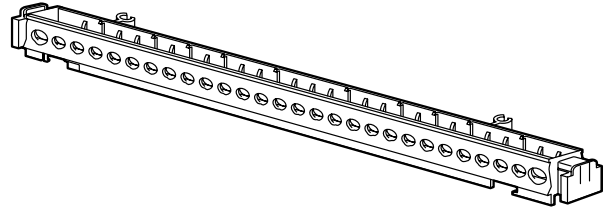
6. INSTALLATION (continued)

6.2 Connection (continued)

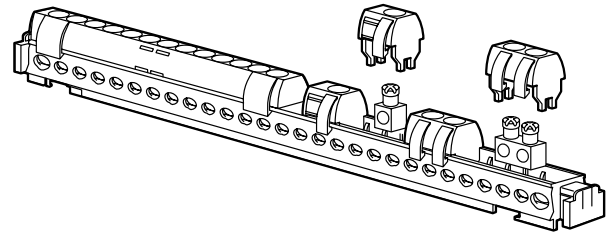
- Support for rail  and  Cat. No. 048 11



- Empty 28-hole support Cat. No. 048 18



- Connecting block type terminal blocks : 1 hole Cat. No. 048 61
2 holes Cat. No. 048 62.



- Flat bar 12 x 2 supplied by the metre Cat. No. 048 19

