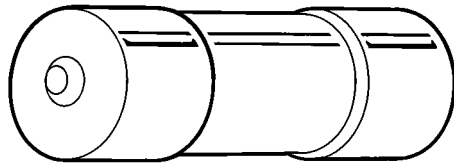


HCR cylindrical cartridge fuses aM type

Cat. No.(s) : 0 120 01 to 10 - 0 130 01 to 95 - 0 140 02 to 50
0 141 02 to 50 - 0 150 16 to 97 - 0 151 16 to 97



CONTENTS	Page
1. Range	1
2. Overall dimensions	1
3. Consumption tables	1
4. Limitation curves	2
5. Fusion curves	2
6. Thermal stresses	3
7. Neutral links	3
8. Reference standards	3

1. "Vesuve" RANGE

1.1 Rated currents

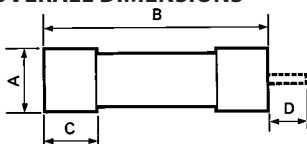
Rating	8,5 x 31,5	10 x 38 HPC	14 x 51 HPC		22 x 58 HPC	
			without stricker	with stricker	without stricker	with stricker
0.25		0 130 92				
0.5		0 130 95				
1	0 120 01	0 130 01				
2	0 120 02	0 130 02	0 140 02	0 141 02		
4	0 120 04	0 130 04	0 140 04	0 141 04		
6	0 120 06	0 130 06	0 140 06	0 141 06		
8	0 120 08	0 130 08	0 140 08	0 141 08		
10	0 120 10	0 130 10	0 140 10	0 141 10		
12		0 130 12	0 140 12	0 141 12		
16		0 130 16	0 140 16	0 141 16	0 150 16	0 151 16
20		0 130 20 ⁽²⁾	0 140 20	0 141 20	0 150 20	0 151 20
25		0 130 25 ⁽²⁾	0 140 25	0 141 25	0 150 25	0 151 25
32			0 140 32	0 141 32	0 150 32	0 151 32
40			0 140 40	0 141 40	0 150 40	0 151 40
45			0 140 45 ⁽¹⁾	0 141 45 ⁽¹⁾		
50			0 140 50 ⁽¹⁾	0 141 50 ⁽¹⁾	0 150 50	0 151 50
63					0 150 63	0 151 63
80					0 150 80	0 151 80
100					0 150 96	0 151 95
125					0 150 97 ⁽¹⁾	0 151 97 ⁽¹⁾

(1) overrating described by standards - (2) overrating not described by standards

1.2 Rated voltage

8,5 x 31,5 : 400 V_~
 10 x 38 : 500 V_~ (except 20/25 A : 400 V_~)
 14 x 51 : 500 V_~ (except 45/50 A : 400 V_~)
 22 x 58 : 500 V_~ (except 125/50 A : 400 V_~)

2. OVERALL DIMENSIONS



size	A	B	C	D
8,5 x 31,5 (mm)	8,5	31,5	6,3	-
10 x 38 (mm)	10,3	38	10	-
14 x 51 (mm)	14,3	51	13	7,5
22 x 58 (mm)	22,2	58	16	7,5

3. CONSUMPTION TABLES

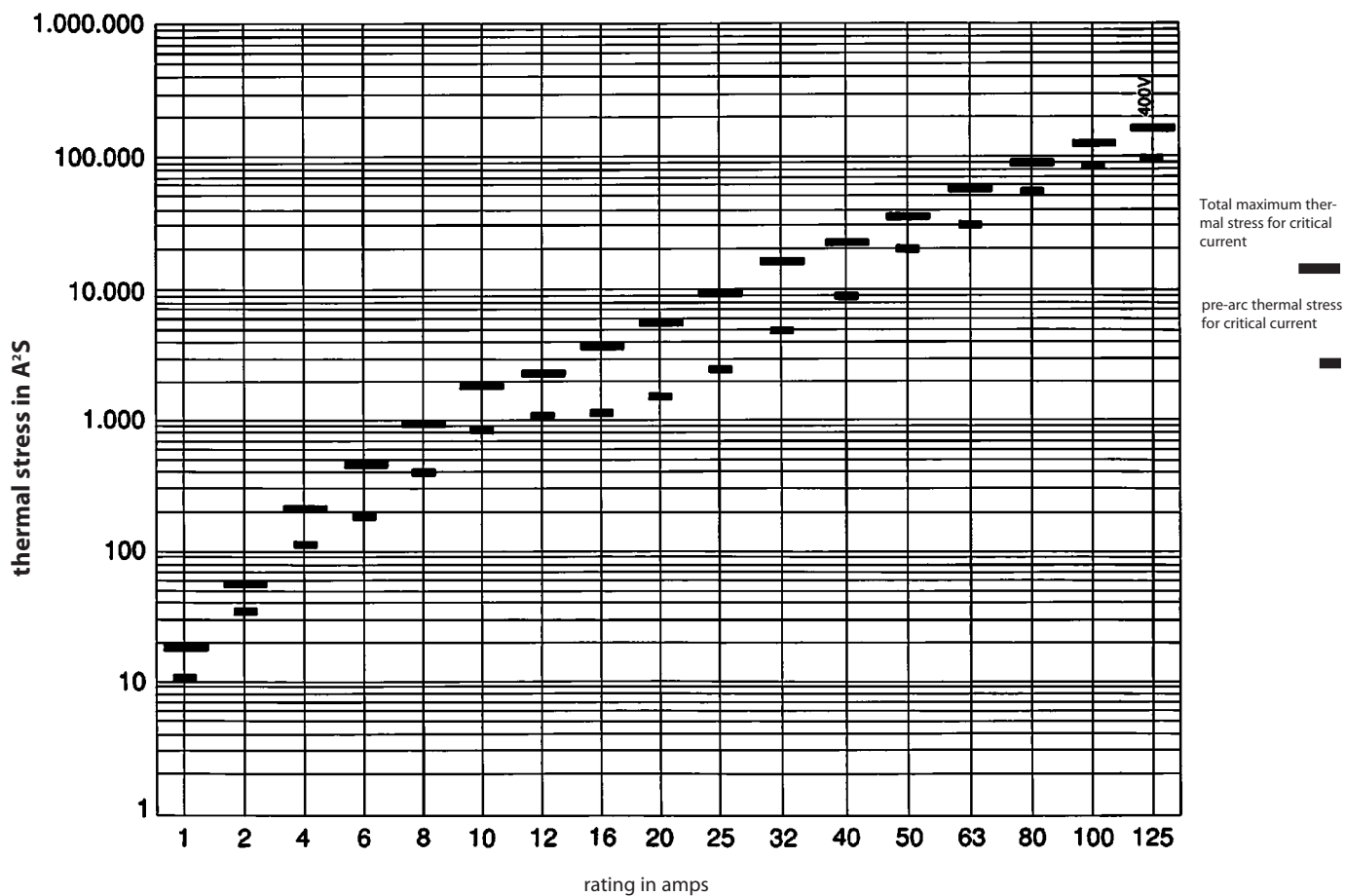
Consumption in watts when hot at rated current

Cartridge fuses	Ratings																				
	0,25	0,5	1	2	4	6	8	10	12	16	20	25	32	40	45	50	63	80	100	125	
8,5 x 31,5				0,05	0,08	0,14	0,25	0,30	0,35												
10 x 38	0,02	0,04	0,08	0,12	0,17	0,30	0,35	0,40	0,45	0,70	1,00	1,20									
14 x 51			0,12	0,15	0,25	0,30	0,40	0,50	0,65	0,90	1,00	1,20	1,55	2,10	2,15	2,55					
22 x 58										0,90	1,10	1,35	1,60	1,90		3,00	4,10	5,20	6,50	9,42	

HCR cylindrical cartridge fuses aM type

Cat. No.(s) : 120 01 to 10 - 130 01 to 95 - 140 02 to 50
141 02 to 50 - 150 16 to 97 - 151 16 to 97

6. THERMAL STRESSES



7. NEUTRAL LINKS

Tube to ensure neutral continuity

Cat. Nos	for dimensions	In (A) max
0 123 00	8 x 32	20 A
0 133 00	10 x 38	25 A
0 143 00	14 x 51	50 A
0 153 00	22 x 58	125A

Material : tin-plated Cu-Zn brass

8. REFERENCE STANDARDS

NF C 60-200, 63-210, 63-211
IEC 60269-1, 60269-2 and 2-1
EN 60269-1
NFC 63-213 (July 1995)

Veritas approved