












1. USE

16 A - 250 Vac Franco-Belge standard socket outlet.
 Mechanism supplied with front cover.
 Mechanism to be completed with cover plates and supports.
 Flush or wall mounting.

2. RANGE

| | Designation | References |
|---|--|--|
|  | 2 P+E - 16 A - 250 Vac socket Shielded tulip contacts | <input type="checkbox"/> N4142 <input checked="" type="checkbox"/> NT4142 <input checked="" type="checkbox"/> L4142 <input checked="" type="checkbox"/> N4142AR |
|  | 2 P+E - 16 A - 250 Vac socket Shielded tulip contacts | <input type="checkbox"/> N4142AN <input checked="" type="checkbox"/> NT4142AN <input checked="" type="checkbox"/> L4142AN |
|  | 2 P+E - 16 A - 250 Vac socket Flat - Shielded tulip contacts | <input type="checkbox"/> N4142AF <input checked="" type="checkbox"/> NT4142AF <input checked="" type="checkbox"/> L4142AF |
|  | 2 P+E - 16 A - 250 Vac socket without front cover To be completed with front cover N4942N, NT4942N, L4942N | ○ LN4142AN |
|  | 2 P+E - 16 A - 250 Vac socket without front cover Socket mounted on support To be completed with front cover N4942N, NF4942N, L4942N | ○ LN4142MA |
|  | 2 P+E - 16 A - 250 Vac socket Shielded tulip contacts | <input type="checkbox"/> N4143 <input checked="" type="checkbox"/> NT4143 <input checked="" type="checkbox"/> L4143 |
|  | 2 P+E - 16 A - 250 Vac socket Shielded tulip contacts With pilot light, with automatic clamps - 2 modules | <input type="checkbox"/> N4144 <input checked="" type="checkbox"/> NT4144 <input checked="" type="checkbox"/> L4144 |
|  | 2 P+E - 16 A - 250 Vac socket Shielded tulip contacts With cover | <input type="checkbox"/> N4145 <input checked="" type="checkbox"/> NT4145 <input checked="" type="checkbox"/> L4145 |

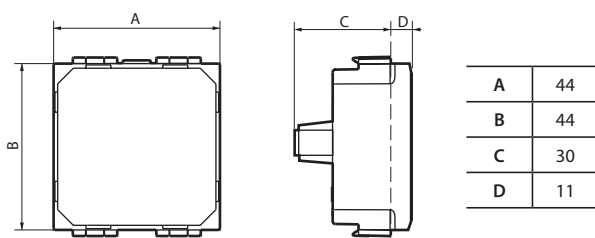
2. RANGE (continued)

| | Designation | References |
|---|--|--|
|  | 2 P+E - 16 A - 250 Vac socket Shielded tulip contacts with indexing slot. | <input type="checkbox"/> N4146 <input checked="" type="checkbox"/> NT4146 <input checked="" type="checkbox"/> L4146 |
|  | Front cover for sockets LN4142AN, LN4142MA | <input type="checkbox"/> N4942N <input checked="" type="checkbox"/> NT4942N <input checked="" type="checkbox"/> L4942N |
|  | Coding with adhesive for mounting on plug socket 2 P+E | ○ 40980 |

Color code:

- White
- Tech
- Anthracite
- Red
- Neutral article

3. OVERALL DIMENSIONS (mm)



4. CONNECTION

Screw clamps:

Terminal capacities: 2.5 mm²

Stripping length: 9 mm

For Cat. Nos. N/NT/L4142AN - LN4142AN - LN4142MA :

Automatic clamps:

Terminal capacities: 2.5 mm²

Stripping length: 13 mm

5. TECHNICAL CHARACTERISTICS

■ 5.1 Protection index

IP: 21

IK: 04

■ 5.2 Material characteristics

Satin appearance.

Material:

- Socket front cover: Polycarbonate
- Halogen free

Self extinguishing:

- + 850° C / 30 s for insulating parts holding live parts in place.
- + 650° C / 30 s for other parts made of insulating materials.

UV resistant.

■ 5.3 Electrical characteristics

Voltage: 250 VAC

Current: 16 A

■ 5.4 Climatic characteristics

Storage and operating temperatures: - 5° C to + 35° C

6. CLEANING

Surface cleaning with a cloth.

Do not use: acetone, tar remover, trichloroethylene.

Caution: A preliminary test should be carried out if other specific cleaning products are to be used.

7. STANDARDS AND APPROVALS

Compliance with standards of installation and manufacturing.

Refer to e.catalogue.